
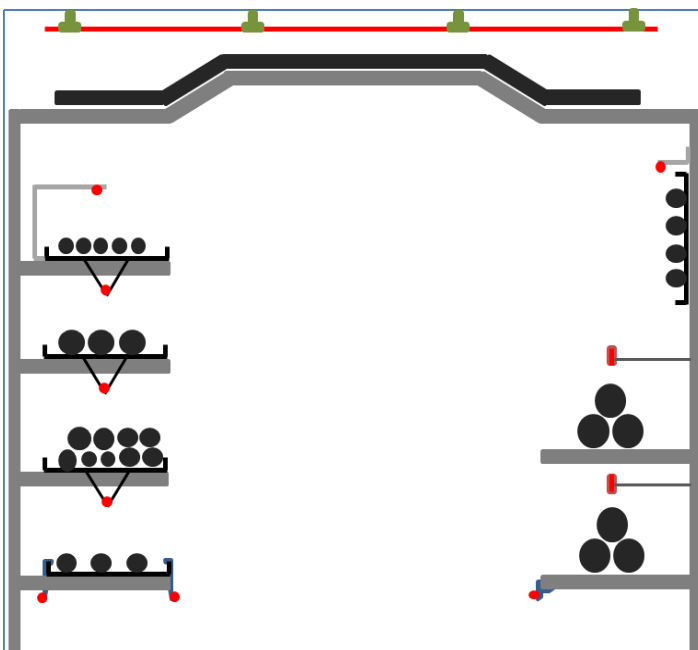


# Application Fixings

## Linear Heat Detection Cable LHDC



The below drawing represents various clips and fixings that can be used in a typical cable tunnel. Patol supply a full range as shown over the page.



### General guidelines for installation of LHDC:

The correct size and type of cable gland must be used on all junction box etc.

Due to the high impedance of the Resettable (Analogue) system, all connections at EOL, JB and interposing cable must be protected with silicone grease.

LHDC should be installed so that it is not severely compressed and is not in contact with sharp objects that may damage the outer sheath.

LHDC minimum bend radius is 10mm (Analogue) & 50mm (Digital)

LHDC must not be tensioned between supports especially at changes of direction.

Neoprene sleeves should always be used in conjunction with cable ties.

The distance between supports shall be between 0.6m and 1.2m depending upon available fixing positions.

The routing of LHDC shall be chosen to avoid contact or close proximity with any local sources of heat e.g. light fixings, steam pipes etc.

The minimum number of joints should be made in any zone and these connections should be with the recommended Patol junction box and cable glands.

LHDC should be fixed using approved clips and brackets.

In accordance with BS5389 pt1 2002, LHDC should be spaced no more than 5.3m away from any zone boundary or wall; and no more than 10.6m between adjacent runs.

Additionally LHDC should be installed such that it is between 25mm and 150mm from the ceiling.

\* The above general recommendations are for guidance only, there may be conditions at site or client requirements where some of the above criteria need to be varied.

# Application Fixings

## Linear Heat Detection Cable LHDC

### Clips & Fixings



**T-Clip** Black Plastic  
 Upper temperature +85°C  
 Lower temperature -50°C  
 Material Degrades at +120°C  
 Pack x25 **700-627**  
 Pack x100 **700-628**  
 \* Cable tie supplied separately.

**Cable Tie - Black** 200mm **700-600**  
 300mm **700-602**  
**Cable Tie - Stainless** 150mm **700-642**



**Neoprene Sleeve 10mm x 40mm** **700-608**  
 UV / Chemical Resistant Upper Temperature +95°C  
 Lower Temperature -40°C





**P-Clip** Stainless Steel with rubber protection  
 3mm (suit 700-001, 700-005, 700-070, 700-090, 700-180) **700-660**  
 4mm (suit 700-003, 700-071, 700-091, 700-181) **700-661**  
 5mm (suit 700-004) **700-639**



**Knock on Clip: Side** MS Galvanised  
 2 to 3mm **700-611**  
 3 to 7mm **700-612**  
 8 to 13mm **700-613**  
 14 to 20mm **700-614**



**Edge Clip** MS Galvanised  
 1.5 to 6mm **700-616**

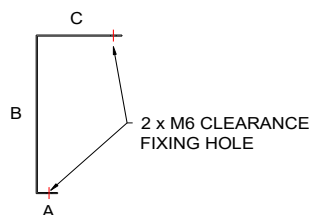


**Bracket: V Clip** Spring Steel Stainless **700-632**  
**Rubber Pad** (for use with V Clip) **700-607**  
**Bracket: Pipe Clip** Stainless Steel 316 **700-636**



**L Bracket** Stainless Steel 304\* (20mm wide)  
 30 x 25mm **700-640**  
 70 x 25mm **700-645**  
 210 x 25mm **700-646**

\* Stainless Steel 316 available upon request



**Universal Support** Stainless Steel 304\* (20mm wide)

DIMENSION A	DIMENSION B	DIMENSION C	PART NUMBER
25mm	70mm	45mm	700-635
25mm	70mm	100mm	700-638
25mm	200mm	100mm	700-637
25mm	200mm	200mm	700-631

\* Stainless Steel 316 available upon request